



# DC2-150 (2V150Ah)

DC (Deep Cycle) series is specially designed for frequent cyclic discharge. By using strong grids and specially designed active material, the DC series battery offers 30% more cyclic life than the standby series. It is suitable for solar energy systems, marine and RV etc.



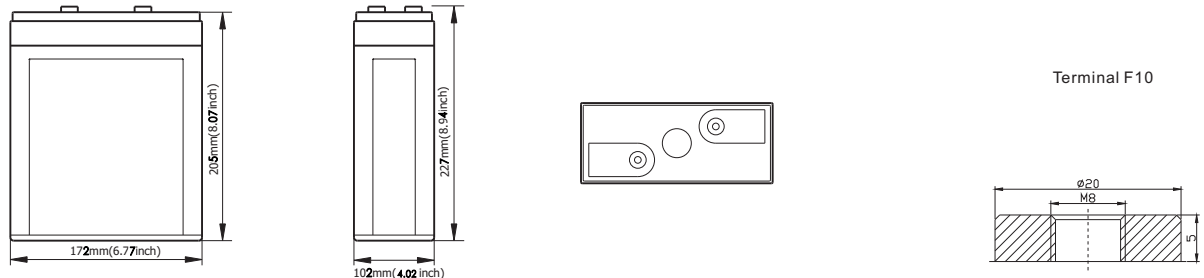
## Specification

Cells Per Unit	1
Voltage Per Unit	2
Capacity	150Ah@10hr-rate to 1.75V per cell @25°C
Weight	Approx. 8 Kg (Tolerance±3%)
Max. Discharge Current	750 A (5 sec)
Internal Resistance	Approx. 0.85 mΩ
Operating Temperature Range	Discharge: -20°C~60°C Charge: 0°C~50°C Storage: -20°C~60°C
Normal Operating Temperature Range	25°C±5°C
Float charging Voltage	2.27 to 2.3 VDC/unit Average at 25°C
Recommended Maximum Charging Current Limit	30 A
Equalization and Cycle Service	2.43 to 2.47 VDC/unit Average at 25°C
Self Discharge	RITAR Valve Regulated Lead Acid (VRLA) batteries can be stored for more than 6 months at 25°C. Self-discharge ratio less than 3% per month at 25°C. Please charge batteries before using.
Terminal	Thread insert & Bolt (F10)
Container Material	A.B.S. UL94-HB, UL94-V0 Optional.



## Dimensions

Unit: mm Dimension: 172(L)×102(W)×205(H)



## Constant Current Discharge Characteristics : A(25°C)

F.V/Time	15MIN	30MIN	1HR	2HR	3HR	4HR	5HR	6HR	8HR	10HR
1.60V	203.7	150.2	93.66	57.46	42.79	30.70	26.87	24.13	19.48	15.62
1.65V	193.7	144.2	92.47	55.36	41.00	29.63	26.60	23.55	18.60	15.47
1.70V	180.6	135.9	90.67	54.46	40.10	29.36	26.22	22.97	18.31	15.33
1.75V	160.3	122.3	83.49	51.47	38.00	27.74	25.88	21.80	17.73	15.16
1.80V	138.0	111.4	78.70	49.08	36.51	27.47	25.44	21.51	17.44	15.02
1.85V	116.7	100.3	72.72	46.38	34.71	25.32	23.94	20.35	16.57	14.10

## Constant Power Discharge Characteristics : W(25°C)

F.V/Time	15MIN	30MIN	1HR	2HR	3HR	4HR	5HR	6HR	8HR	10HR
1.60V	356.5	273.7	174.3	107.5	79.75	57.70	53.43	46.55	37.06	31.13
1.65V	347.2	272.3	173.4	106.0	78.18	56.84	52.93	45.96	36.75	30.83
1.70V	328.0	257.7	171.7	104.4	76.99	56.62	52.30	44.89	36.18	30.65
1.75V	292.2	232.2	161.0	98.83	74.23	53.78	51.57	42.68	35.04	30.34
1.80V	252.9	211.9	153.1	94.38	71.16	53.53	50.66	42.17	34.48	30.09
1.85V	215.6	191.0	142.0	89.35	67.79	49.58	47.81	39.95	32.76	28.35

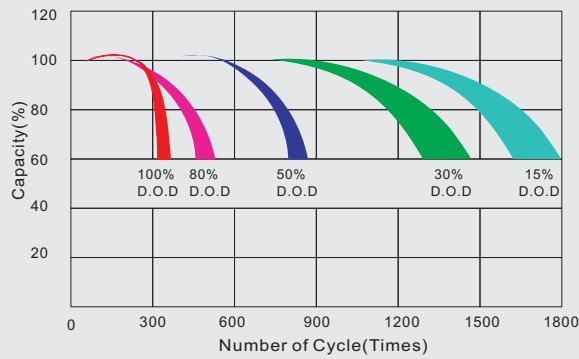
All mentioned values are average values(Tolerance±2%).

# DC2-150

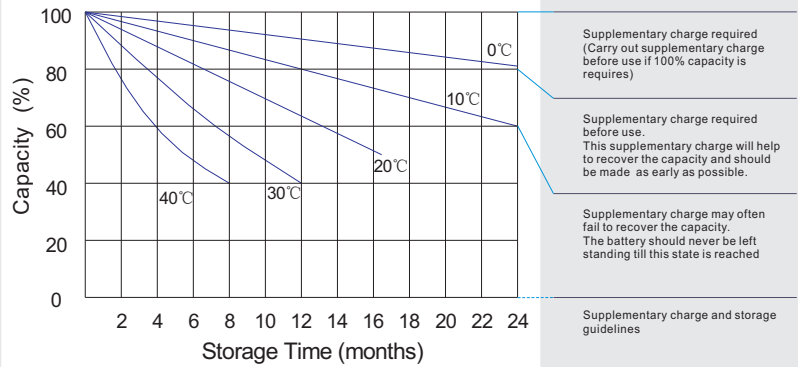
2V150Ah



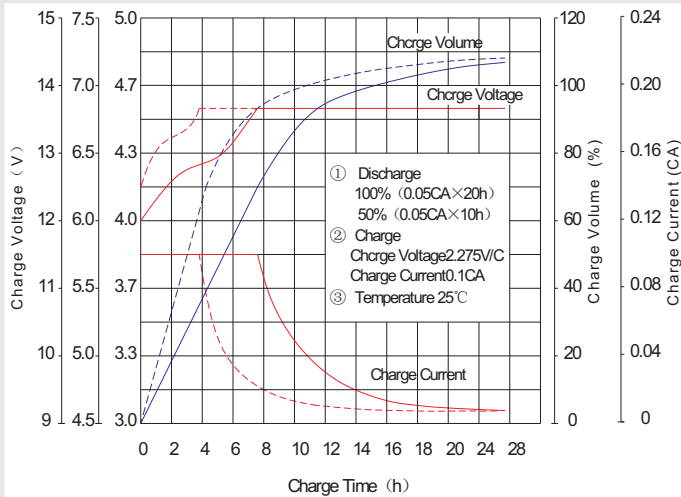
## Life characteristics of cyclic use



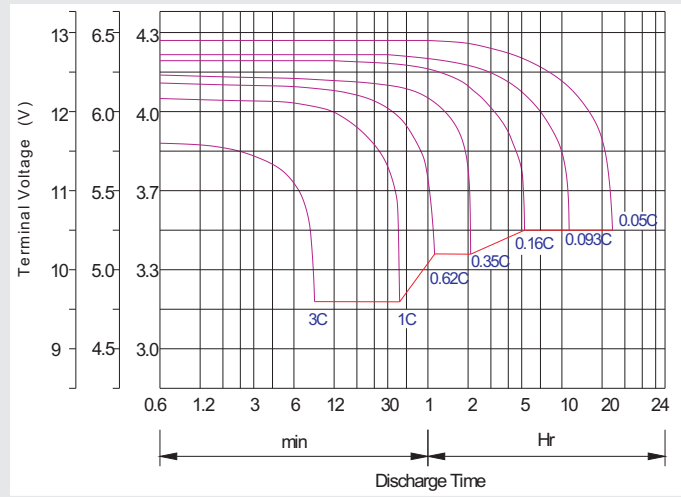
## Storage characteristic



## Charge characteristic curve for cyclic use



## Discharge characteristic curve



## Capacity Factors With Different Temperature

Battery Type		-20°C	-10°C	0°C	5°C	10°C	20°C	25°C	30°C	40°C	45°C
GEL Battery	6V&12V	50%	70%	83%	85%	90%	98%	100%	102%	104%	105%
	2V	60%	75%	85%	88%	92%	99%	100%	103%	105%	106%
AGM Battery	6V&12V	46%	66%	76%	83%	90%	98%	100%	103%	107%	109%
	2V	55%	70%	80%	85%	92%	99%	100%	104%	108%	110%

## Discharge Current VS. Discharge Voltage

Final Discharge Voltage V/cell	1.75V	1.70V	1.60V
Discharge Current (A)	(A) ≤ 0.2C	0.2C < (A) < 1.0C	(A) ≥ 1.0C

Charge the batteries at least once every six months, if they are stored at 25°C.

Charging Method:

Constant Voltage	-0.2Cx2h+2.4-2.45V/cellx24h, Max. Current 0.2C
Constant Current	-0.2Cx2h+0.1Cx12h
Fast	-0.2Cx2h+0.2Cx6h

<b>Bolt</b>	M5	M6	M8
<b>Terminal</b>	F3 F4 F13 F18 T25 T26	F8 F11 F12-1 F15	F5 F9 F10 F12 F14 F16
<b>Torque</b>	6~7N·m	8~10N·m	10~12N·m

## Maintenance & Cautions

<b>Cycle service</b>
※ Avoid battery over discharge, especially battery series connection use.
※ Charged with recommend voltage, ensure battery can be full recharged.
In general, recharge capacity should be 1.1-1.15 times discharge capacity.
※ Effect of temperature on cycle charge voltage: -4mV/°C/Cell.
※ There are a number of factors that will affect the length of cyclic service.
The most significant are depth of discharge, ambient temperature, discharge rate, and the manner in which the battery is recharged.
Generally speaking, the most important factors is depth of discharge.