



# DC6-200S (6V200Ah)

DC (Deep Cycle) series is specially designed for frequent cyclic discharge. By using strong grids and specially designed active material, the DC series battery offers 30% more cyclic life than the standby series. It is suitable for solar energy systems, marine and RV etc.



## Specification

Cells Per Unit	3
Voltage Per Unit	6
Capacity	200Ah@10hr-rate to 1.80V per cell @25°C
Weight	Approx. 30.0 Kg (Tolerance±2%)
Max. Discharge Current	2000 A (5 sec)
Internal Resistance	Approx. 1.8 mΩ
Operating Temperature Range	Discharge: -20°C~60°C Charge: 0°C~50°C Storage: -20°C~60°C
Normal Operating Temperature Range	25°C±5°C
Float Charging Voltage	6.8 to 6.9 VDC/unit Average at 25°C
Recommended Maximum Charging Current Limit	60A
Equalization and Cycle Service	7.3 to 7.4 VDC/unit Average at 25°C
Self Discharge	RITAR Valve Regulated Lead Acid (VRLA) batteries can be stored for more than 6 months at 25°C. Self-discharge ratio less than 3% per month at 25°C. Please charge batteries before using.
Terminal	Terminal F12
Container Material	A.B.S. UL94-HB, UL94-V0 Optional.



MH28539



G4M20206-0910-E-16



THE INTERNATIONAL CERTIFICATION NETWORK

**CERTIFICATE**

Postcode:421001  
is in conformity with

ISO 14001:2004 Standard



THE INTERNATIONAL CERTIFICATION NETWORK

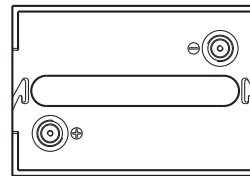
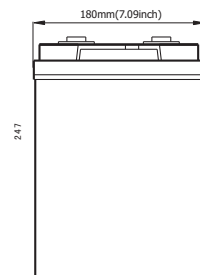
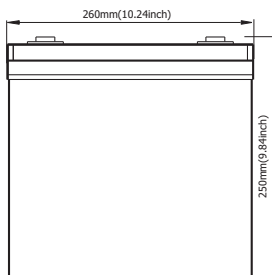
**CERTIFICATE**

Postcode:421001  
is in conformity with

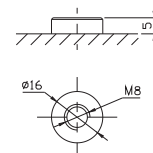
OHSAS 18001:1999 Standard

## Dimensions

Unit: mm Dimension: 260(L)×180(W)×247(H)



Terminal F12



## Constant Current Discharge Characteristics: A (25°C)

F.V/Time	5MIN	10MIN	15MIN	30MIN	1HR	2HR	3HR	4HR	5HR	8HR	10HR	20HR
4.80V	569.6	426.7	344.7	196.9	124.8	77.07	52.38	42.23	35.06	23.09	20.81	11.02
5.00V	553.2	406.0	337.6	194.4	123.2	75.52	51.41	41.63	34.75	23.00	20.61	10.81
5.10V	536.8	391.7	332.3	191.4	122.0	74.72	50.95	41.22	34.52	22.79	20.40	10.61
5.25V	482.0	361.4	316.4	186.2	120.5	73.74	50.50	40.61	34.23	22.59	20.20	10.40
5.40V	435.1	329.6	291.7	180.0	118.8	73.14	49.91	39.22	34.06	22.50	20.02	10.30
5.55V	371.5	294.6	261.6	173.2	116.0	70.20	48.93	38.65	33.81	22.32	19.78	9.88

## Constant Power Discharge Characteristics: W (25°C)

F.V/Time	5MIN	10MIN	15MIN	30MIN	1HR	2HR	3HR	4HR	5HR	8HR	10HR	20HR
4.80V	2946	2272	1896	1127	723.3	451.6	308.3	252.8	210.0	138.3	124.8	66.36
5.00V	2888	2203	1865	1115	716.7	446.1	303.7	249.2	208.1	137.7	123.8	65.21
5.10V	2855	2144	1844	1106	712.5	442.9	302.4	246.9	206.9	136.7	122.7	64.00
5.25V	2599	1997	1759	1083	707.9	437.3	299.9	243.5	205.2	135.5	121.5	62.79
5.40V	2367	1841	1626	1058	698.8	434.1	296.6	235.3	204.3	134.9	120.3	62.18
5.55V	2079	1664	1464	1028	688.4	417.8	291.6	231.9	203.5	134.0	119.0	59.96

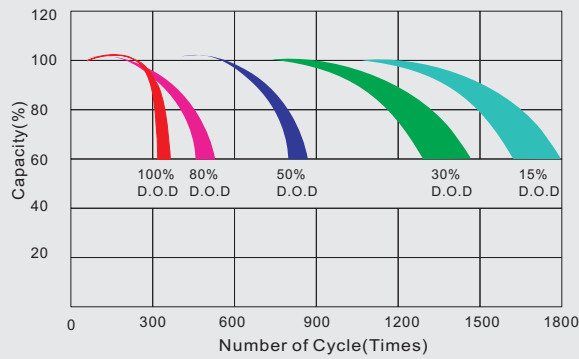
All mentioned values are average values (Tolerance±2%).

# DC6-200S

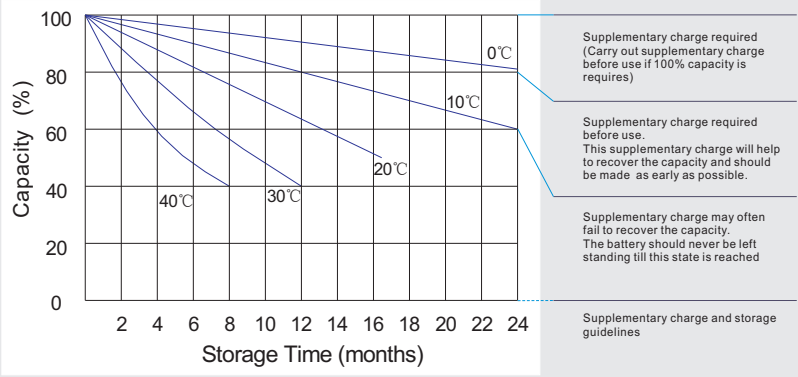
6V200Ah



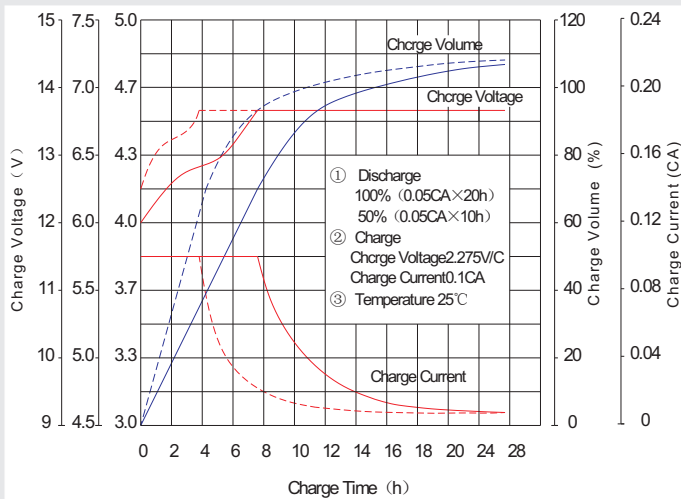
## Life characteristics of cyclic use



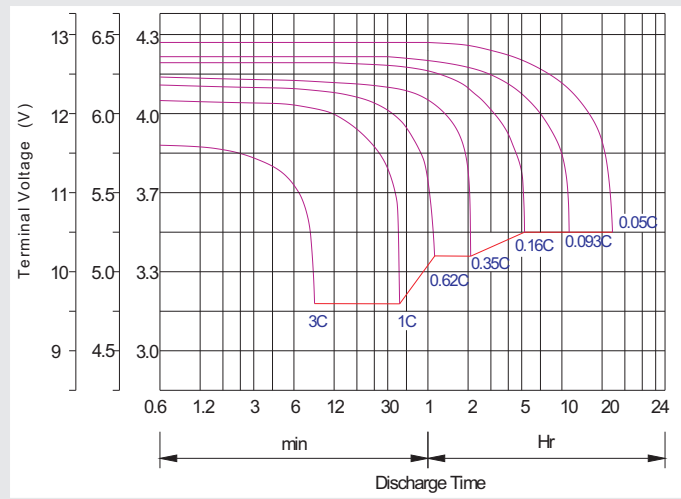
## Storage characteristic



## Charge characteristic curve for cyclic use



## Discharge characteristic curve



## Capacity Factors With Different Temperature

Battery Type		-20°C	-10°C	0°C	5°C	10°C	20°C	25°C	30°C	40°C	45°C
GEL Battery	6V&12V	50%	70%	83%	85%	90%	98%	100%	102%	104%	105%
	2V	60%	75%	85%	88%	92%	99%	100%	103%	105%	106%
AGM Battery	6V&12V	46%	66%	76%	83%	90%	98%	100%	103%	107%	109%
	2V	55%	70%	80%	85%	92%	99%	100%	104%	108%	110%

## Discharge Current VS. Discharge Voltage

Final Discharge Voltage V/cell	1.75V	1.70V	1.60V
Discharge Current (A)	(A) ≤ 0.2C	0.2C < (A) < 1.0C	(A) ≥ 1.0C

Charge the batteries at least once every six months, if they are stored at 25°C.

Charging Method:

Constant Voltage	-0.2Cx2h+2.4-2.45V/cellx24h, Max. Current 0.3C
Constant Current	-0.2Cx2h+0.1Cx12h
Fast	-0.2Cx2h+0.3Cx4h

Bolt	M5	M6	M8
Terminal	F3 F4 F13 F18 T25 T26	F8 F11 F12-1 F15	F5 F9 F10 F12 F14 F16
Torque	6-7N-m	8-10N-m	10-12N-m

## Maintenance & Cautions

<b>Cycle service</b>
※ Avoid battery over discharge, especially battery series connection use.
※ Charged with recommend voltage, ensure battery can be full recharged.
In general, recharge capacity should be 1.1-1.15 times discharge capacity.
※ Effect of temperature on cycle charge voltage: -4mV/°C/Cell.
※ There are a number of factors that will affect the length of cyclic service.
The most significant are depth of discharge, ambient temperature, discharge rate, and the manner in which the battery is recharged.
Generally speaking, the most important factors is depth of discharge.