



FT12-100SD (12V100Ah)

DC (Deep Cycle) series is specially designed for frequent cyclic discharge. By using strong grids and specially designed active material, the DC series battery offers 30% more cyclic life than the standby series. It is suitable for solar energy systems, marine and RV etc.



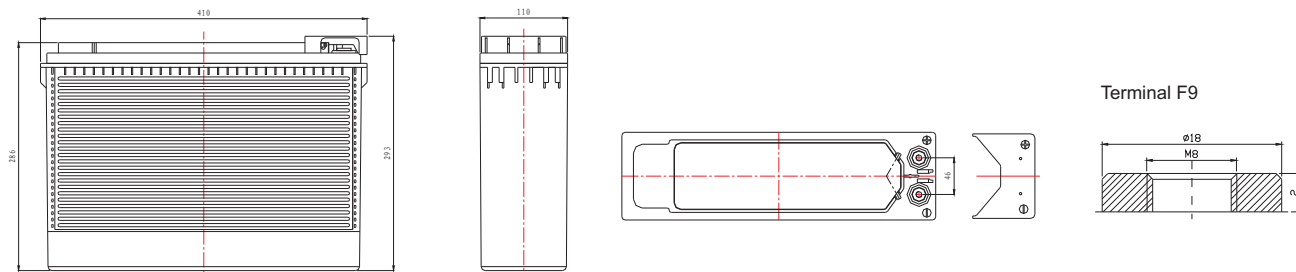
Specification

Cells Per Unit	6
Voltage Per Unit	12
Capacity	100Ah@10hr-rate to 1.80V per cell @25°C
Weight	Approx.31.0Kg(Tolerance±2%)
Max. Discharge Current	1000 A (5 sec)
Internal Resistance	Approx. 5.5 mΩ
Operating Temperature Range	Discharge: -20°C~60°C Charge: 0°C~50°C Storage: -20°C~60°C
Normal Operating Temperature Range	25°C ± 5°C
Float charging Voltage	13.6 to 13.8 VDC/unit Average at 25°C
Recommended Maximum Charging Current	30.0 A
Equalization and Cycle Service	14.6 to 14.8 VDC/unit Average at 25°C
Self Discharge	RITAR Valve Regulated Lead Acid (VRLA) batteries can be stored for more than 6 months at 25°C. Self-discharge ratio less than 3% per month at 25°C. Please charge batteries before using.
Terminal	Terminal F9
Container Material	A.B.S. UL94-HB, UL94-V0 Optional.



Dimensions

Unit: mm Dimension: 410(L) × 109(W) × 293(H)



Constant Current Discharge Characteristics: A (25°C)

F.V/Time	15MIN	30MIN	1HR	2HR	3HR	4HR	5HR	8HR	10HR	20HR
9.60V	172.4	100.5	62.42	38.54	26.19	21.12	17.53	11.55	10.72	5.67
10.0V	168.9	99.2	61.59	37.76	25.70	20.82	17.37	11.50	10.61	5.57
10.2V	165.3	97.7	61.00	37.36	25.48	20.61	17.26	11.40	10.51	5.46
10.5V	157.4	95.0	60.25	36.87	25.25	20.30	17.12	11.29	10.40	5.36
10.8V	145.1	91.8	59.42	36.57	24.95	19.61	17.03	11.25	10.31	5.30
11.1V	130.2	88.3	58.01	35.10	24.47	19.33	16.91	11.16	10.19	5.09

Constant Power Discharge Characteristics: W (25°C)

F.V/Time	15MIN	30MIN	1HR	2HR	3HR	4HR	5HR	8HR	10HR	20HR
9.60V	1873	1150	723.3	451.6	308.3	252.8	210.0	138.3	126.0	67.02
10.0V	1847	1138	716.7	446.1	303.7	249.2	208.1	137.7	125.0	65.86
10.2V	1826	1128	712.5	442.9	302.4	246.9	206.9	136.7	123.9	64.64
10.5V	1744	1105	707.9	437.3	299.9	243.5	205.2	135.5	122.7	63.42
10.8V	1627	1079	698.8	434.1	296.6	235.3	204.3	134.9	121.5	62.81
11.1V	1482	1049	688.4	417.8	291.6	231.9	203.5	134.0	120.2	60.56

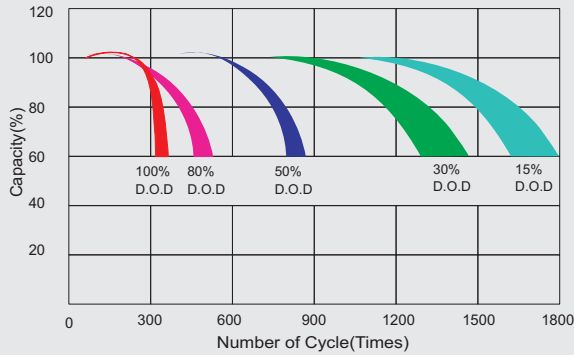
All mentioned values are average values (Tolerance ±2%).

FT12-100SD

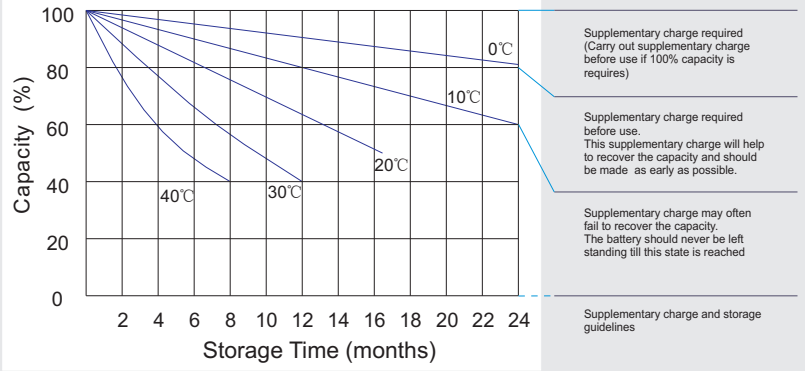
12V100Ah



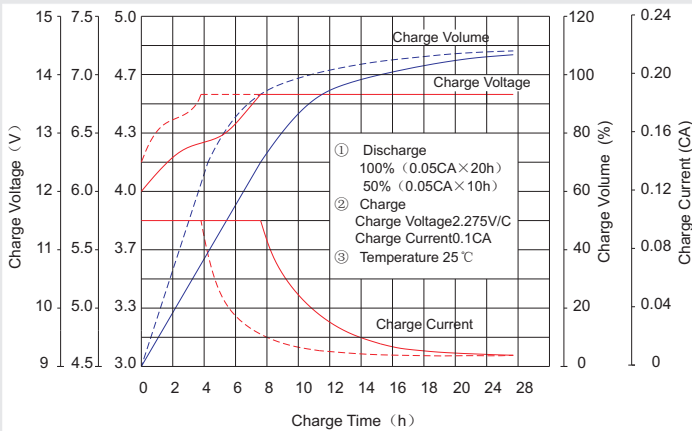
Life characteristics of cyclic use



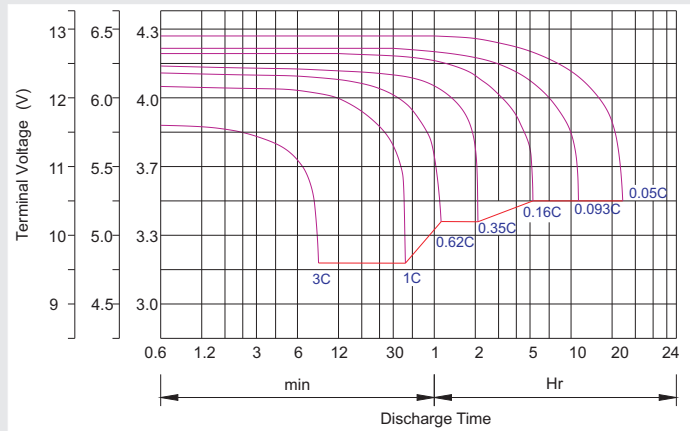
Storage characteristic



Charge characteristic Curve for standby use



Discharge characteristic Curve



Capacity Factors With Different Temperature

Battery Type		-20°C	-10°C	0°C	5°C	10°C	20°C	25°C	30°C	40°C	45°C
GEL Battery	6V&12V	50%	70%	83%	85%	90%	98%	100%	102%	104%	105%
	2V	60%	75%	85%	88%	92%	99%	100%	103%	105%	106%
AGM Battery	6V&12V	46%	66%	76%	83%	90%	98%	100%	103%	107%	109%
	2V	55%	70%	80%	85%	92%	99%	100%	104%	108%	110%

Discharge Current VS. Discharge Voltage

Final Discharge Voltage V/cell	1.75V	1.70V	1.60V
Discharge Current (A)	(A) ≤ 0.2C	0.2C < (A) < 1.0C	(A) ≥ 1.0C

Charge the batteries at least once every six months, if they are stored at 25°C.

Charging Method:

Constant Voltage	-0.2Cx2h+2.4-2.45V/cellx24h, Max. Current 0.3C
Constant Current	-0.2Cx2h+0.1Cx12h
Fast	-0.2Cx2h+0.3Cx4h

Bolt	M5	M6	M8
Terminal	F3 F4 F13 F18 T25 T26	F8 F11 F12-1 F15	F5 F9 F10 F12 F14 F16
Torque	6~7N·m	8~10N·m	10~12N·m

Maintenance & Cautions

Cycle service
※ Avoid battery over discharge, especially battery sereis connection use.
※ Charged with recommend voltage, ensure battery can be full recharged.
In general, recharge capacity should be 1.1-1.15 times discharge capacity.
※ Effect of temperature on cycle charge voltage: -4mV/°C/Cell.
※ There are a number of factors that will affect the length of cyclic service.
The most significant are depth of discharge, ambient temperature, discharge rate, and the manner in which the battery is recharged.
Generally specking, the most important factors is depth of discharge.