



FT12-150AD (12V150Ah)

DC (Deep Cycle) series is specially designed for frequent cyclic discharge. By using strong grids and specially designed active material, the DC series battery offers 30% more cyclic life than the standby series. It is suitable for solar energy systems, marine and RV etc.



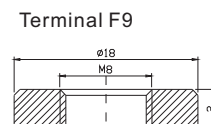
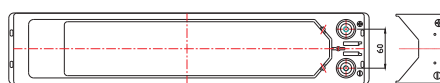
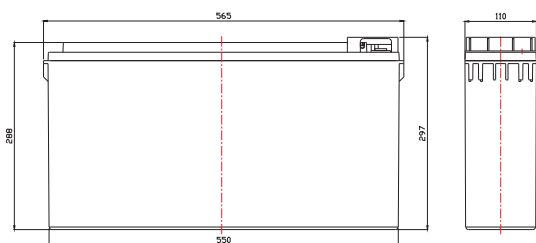
Specification

Cells Per Unit	6
Voltage Per Unit	12
Capacity	150Ah@10hr-rate to 1.75V per cell @25°C
Weight	Approx.45.0Kg(Tolerance±2%)
Max. Discharge Current	1500 A (5 sec)
Internal Resistance	Approx. 4 mΩ
Operating Temperature Range	Discharge: -20°C~60°C Charge: 0°C~50°C Storage: -20°C~60°C
Normal Operating Temperature Range	25°C±5°C
Float charging Voltage	13.6 to 13.8 VDC/unit Average at 25°C
Recommended Maximum Charging Current Limit	45 A
Equalization and Cycle Service	14.6 to 14.8 VDC/unit Average at 25°C
Self Discharge	RITAR batteries can be stored for more than 6 months at 25°C. Self-discharge ratio less than 3% per month at 25°C. Please charge batteries before using.
Terminal	Terminal F9
Container Material	A. B. S. UL94-HB, UL94-V0 Optional.



Dimensions

Unit: mm Dimension: 565(L)×110(W)×297(H)



Constant Current Discharge Characteristics : A(25°C)

F.V/Time	15MIN	30MIN	1HR	2HR	3HR	4HR	5HR	8HR	10HR	20HR
9.60V	256.1	150.7	93.63	57.81	39.28	31.68	26.29	17.32	15.61	8.264
10.0V	250.8	148.8	92.38	56.64	38.56	31.23	26.06	17.25	15.46	8.109
10.2V	245.5	146.5	91.50	56.04	38.21	30.91	25.89	17.10	15.30	7.955
10.5V	233.8	142.5	90.38	55.31	37.87	30.46	25.67	16.94	15.15	7.801
10.8V	215.5	137.8	89.12	54.85	37.43	29.41	25.55	16.87	15.01	7.721
11.1V	193.3	132.5	87.01	52.65	36.70	28.99	25.36	16.74	14.84	7.408

Constant Power Discharge Characteristics : W(25°C)

F.V/Time	15MIN	30MIN	1HR	2HR	3HR	4HR	5HR	8HR	10HR	20HR
9.60V	2781	1725	1085	677.4	462.5	379.1	315.0	207.4	187.2	99.54
10.0V	2742	1707	1075	669.1	455.6	373.8	312.2	206.6	185.7	97.81
10.2V	2711	1692	1069	664.4	453.6	370.3	310.3	205.0	184.1	96.00
10.5V	2589	1658	1062	656.0	449.9	365.3	307.8	203.3	182.2	94.19
10.8V	2417	1619	1048	651.1	444.9	353.0	306.4	202.4	180.4	93.28
11.1V	2201	1574	1033	626.7	437.4	347.9	305.3	201.0	178.5	89.94

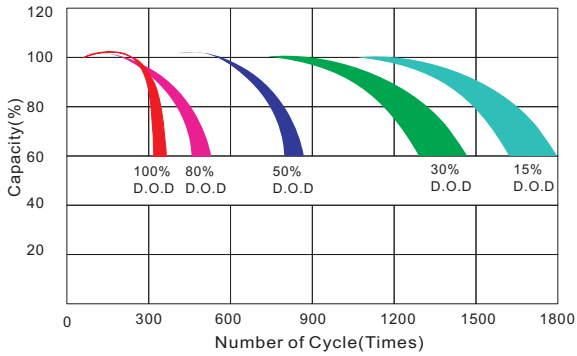
All mentioned values are average values(Tolerance±2%).

FT12-150AD

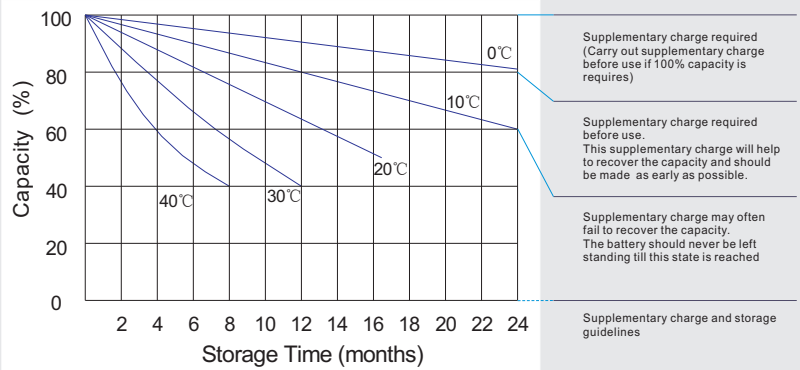
12V150Ah



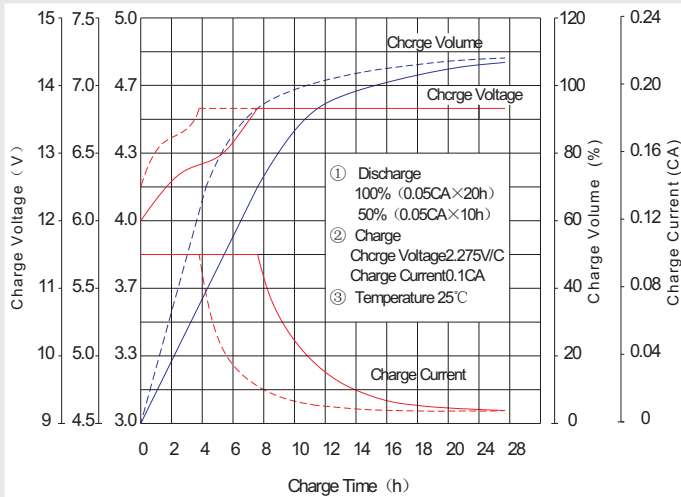
Life characteristics of cyclic use



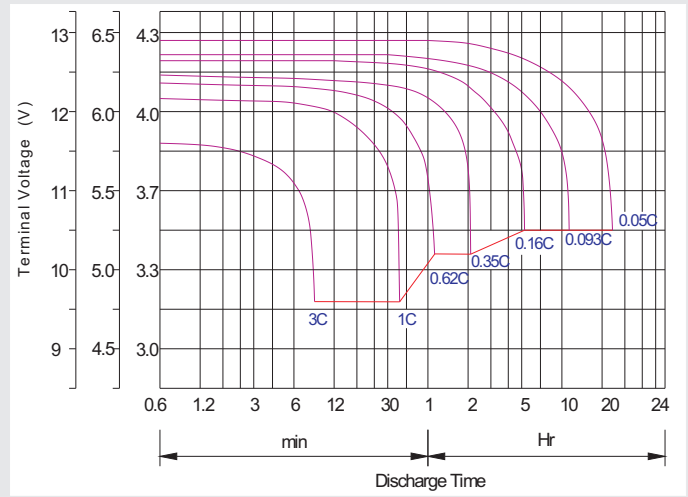
Storage characteristic



Charge characteristic curve for cyclic use



Discharge characteristic curve



Capacity Factors With Different Temperature

Battery Type		-20°C	-10°C	0°C	5°C	10°C	20°C	25°C	30°C	40°C	45°C
GEL Battery	6V&12V	50%	70%	83%	85%	90%	98%	100%	102%	104%	105%
	2V	60%	75%	85%	88%	92%	99%	100%	103%	105%	106%
AGM Battery	6V&12V	46%	66%	76%	83%	90%	98%	100%	103%	107%	109%
	2V	55%	70%	80%	85%	92%	99%	100%	104%	108%	110%

Discharge Current VS. Discharge Voltage

Final Discharge Voltage V/cell	1.75V	1.70V	1.60V
Discharge Current (A)	(A) ≤0.2C	0.2C < (A) < 1.0C	(A) ≥1.0C

Charge the batteries at least once every six months if they are stored at 25°C.

Charging Method:

Constant Voltage	-0.2Cx2h+2.4-2.45V/cellx24h, Max. Current 0.3C
Constant Current	-0.2Cx2h+0.1Cx12h
Fast	-0.2Cx2h+0.3Cx4h

Bolt	M5	M6	M8
Terminal	F3 F4 F13 F18 T25 T26	F8 F11 F12-1 F15	F5 F9 F10 F12 F14 F16
Torque	6~7N·m	8~10N·m	10~12N·m

Maintenance & Cautions

Cycle service
※ Avoid battery over discharge, especially battery series connection use.
※ Charged with recommend voltage, ensure battery can be full recharged.
In general, recharge capacity should be 1.1-1.15 times discharge capacity.
※ Effect of temperature on cycle charge voltage: -4mV/°C/Cell.
※ There are a number of factors that will affect the length of cyclic service.
The most significant are depth of discharge, ambient temperature, discharge rate, and the manner in which the battery is recharged.
Generally speaking, the most important factors is depth of discharge.